

Greater St. Louis Daffodil Society

The Daffodil Rave



Next Event: Daffodil Show. Set up March 30 @ 3:00 (pgs. 3-4)

Peter McAdams's Daffodil Open House Sun. April 8 10-5 (p. 6)

Read Online <http://stldaffodilclub.org/>

Spring 2018

Volume 17, Issue 1

Suzy Wert, Editor

President's Message

Greetings to you all. I just got back from kickstarting my spring at the 25th annual Camden Daffodil Festival. I had bouquets of daffodils that sat in my cup holder for all of the eight hour drive home. I am ready for spring in spite of the snow that greeted me on my arrival back.

Seems strange to be President again. I was newsletter editor at the same time which made things pretty hectic. Thank you Suzy Wert for taking on that challenge. The newsletter is the voice of GSLDS and it involves more technology and effort than anyone realizes. I hope many of you contribute articles and photos to help her out.

Both Dave Niswonger and I want to thank Cindy Haeffner for all her 6 years as president and her enthusiasm for spreading the word about the wonders of daffodils. It was hard work and we hope to do as good a job as she has done. Thanks Cindy! She will remain active with the club and we hope for many more years of new ideas and encouragement from her.

We have lots of events and meetings coming up over the next few months and I'm hoping that all of you will be able to spend some time and effort in the many choices available. If you are new to daffodils as we all were at one time or even an international traveler who takes photos and attends conventions in other countries, I think there will be some part of our society that appeals to you.

The food at the meetings is awesome! And we have a drawing for a \$25 gift certificate for any daffodil purchase as an attendance prize plus lots of people to talk with about daffodils, iris, dallies and many other topics—from beekeeping to Missouri Wild Mushrooms! (*see calendar, p.5*)

I will enjoy seeing you at meetings, digs, sales and share talking about daffodils - the other yellow-gold that truly becomes a fever or obsession or way of life. My bulbs have been planted in many gardens now that I live in a condo, but I have visiting rights and will pick as many as I can for the show on Easter weekend. The good thing about daffodils is that they increase rapidly and deer, rabbits, squirrels leave them alone. This is good for my budget as well as my enjoyment. Hope to see you all at the show. Plenty of chances to help - setting up, breaking down, talking to visitors and of course, entering flowers, designs or photos.

Looking forward to daffodils in my future. Hope you will join me!

Beth

Officers

President

Beth Holbrooke

(314-640-4531)

bethholbrooke@aol.com

Vice President

Dave Niswonger

(573-334-3383)

capeiris@aol.com

Treasurer

Peter McAdams

618-372-0252

petermcadams@att.net

Secretary

Vaughn Meister

314-962-4431

vaughn.meister@yahoo.com

Meet Your New Prez. and V.P.

~by Beth Holbrooke



Photo: New President Beth Holbrooke and V.P. Dave Niswonger answered the clarion's call for volunteers.

Beth Holbrooke was talking to Jason Delaney on a Tuesday in 1999 and was encouraged to enter her daffodils in the show that Saturday. Even if she didn't know their names, someone there could help. After winning her only blue ribbon for design in the 20 years since, she also won blue ribbons for 'Beryl' and 'Quail' and she was hooked. Funny how that happens! She has gone on to be a national judge and served as Regional Director and Regional Vice-President several times. In 2009 she won the national gold ribbon for 'Engagement Ring', an introduction of Elise Havens. She has worked with girl scout troops on their gardening badges, helped dig at Shaw's Nature Reserve, sold bulbs for the club at Greentree and MOBOT, and 'bagged and tagged' bulbs for those sales. She was the newsletter editor for twelve years, starting when "cut n paste" meant scotch tape and scissors. She's looking forward to the future growth of this local daffodil society and being part of the national society. *"Lately I don't care if people call daffodils sweeties, buttercups or any other local name. If they can tell them from dandelions that's a good start in getting them as hooked as I am!"* Who would guess from one bunch of unnamed daffodils so much fun could happen?

Dave Niswonger has been involved with plants all his life. With a full time job as a hospital administrator he got involved in iris, winning the Nies Medal for Spurias 16 times. He also belongs to the daylily society and nut tree society and has a walnut tree, grafted from both American and English walnuts, which is still doing well in his yard. With all his hybridizing in iris and daylilies his wife, Marie, told him that her favorites were really daffodils. With that, Dave consulted Grant Mitch and other notable hybridizers at that time and began doing work on his own. He received several of the newest bulbs at that time many years ago and called one "Mitch number 8". That hybrid was used by him extensively and he has created flowers with intense pink colors and ruffled cups that are visible across the garden. He has been very generous to our club and donated many bulbs for our sales and exchanges. He has been voted a lifetime member of the GSLDS for his efforts in daffodils and hopes to continue to enjoy the friendships and events of the society.

Daffodil Show In a Nutshell

- Enjoy a breath of springtime in St Louis at the 20th Annual Daffodil Show presented by The Greater St Louis Daffodil Society
- "Daffodil Elements" Entries may be made from 4:00 PM on Friday, March 30, 2018 through 7:00 AM Saturday, March 31, 2018.
- Friday show setup by members starting @ 3:00 PM.
- Friday Night is party time! As in years past, Lynn's husband, Dick Slackman, will go out for Fried Chicken and sides around 5:30 – 6:00 for members in attendance to informally nosh on throughout the evening.
- Tell your friends and **announce at your other Garden club meetings!**
- "Open to the Public" March 31 to April 1, 2018, 9:00 AM to 5:00 PM at Missouri Botanical Garden: Beaumont Room. Exhibits in Design, Horticulture & Photography, all featuring daffodils, will be on display.

~Lynn Slackman



Horticulture



Design



Photography

See the [Show Schedule Here](#) for more information on the 2018 Regional Show - Tuggle, Bronze, and special sections, including the Shaw Challenge, GSLDS Club Challenge bulbs (see page 7 of the Horticulture Division Show Schedule for a complete list).

Click on the icon for the part(s) of the schedule that you are most interested in, Horticulture, Photography &/or Design.

Winning a Tuggle or Bronze

It's not easy entering a Tuggle or a Bronze, but anybody who has large clumps of flowers can win, even if those flowers are common and commercially available, say from Brent & Becky's, or as old as the hills. A Tuggle is simply 12 vases of 3 from at least 3 divisions. It is hard to enter it, but once you do, the likelihood of winning the ribbon or medal is pretty good. Most shows are happy to have an entry, any entry! Likewise, a Bronze is five vases of 3 miniatures from at least 3 divisions. These can be easy, common miniatures — *N. jonquilla* (Div. 13), Sun Disc, Hawera, Pixie's Sister, anything you grow in quantity where you can choose your best specimens.

Last year, the horticulture section of the show had only 15 participants and this year we are hoping for additional participation — more members exhibiting and more members exhibiting a higher number of blooms to get those numbers up! Try a Bronze or a Tuggle. You may win a cool ADS medal!

Daffodil

-show Why?

All members are urged to attend the show. Beginners, to meet other members, to familiarize themselves with the different divisions and cultivars, and make a wish list of favored flowers. Long-time members, to mentor the newer ones and to show off your blooms, of course. It wouldn't hurt to see how your growing methods compare to the others', and a ribbon is an ideal way to prove your mettle. It's also good to see old friends and meet new ones.

We will be setting up for the daffodil show on Friday, March 30, from 3:00 PM to 5:00. Staging from about 4:00 through 7:00 AM on Saturday morning in the Beaumont room. We especially encourage our members to bring their daffodils for entry on Friday evening during our Daffodil Show staging event. It's a blast, and the later it gets, it seems the more those darn flowers will **not** cooperate! No flowers? Help others stage, and join us for the Fried Chicken take-out dinner on Friday evening! ~Ed.

Floral Design

-sign

Awaken your creative spirit using our five 'Daffodil Elements' consisting of Water, Wood, Fire, Earth, and Metal. These elements are all featured in the Design Section of our Daffodil Show. We usually have daffodils, extra containers, floral accessories, and other flowers you can use for your design. We encourage you

to think ahead and please contact Suzanne Raymond (636) 458-6393, or Jean Morris (636) 256-3927 to reserve space for your design at the show.
~Lynn Slackman

Photo

-graphy

The GSLDS Photography Division celebrates the daffodil. Photos may be from any year and there are several categories in which to enter. Photographers are encouraged to compose their entries according to [accepted principles of two-dimensional design](#). To reserve space for your photographs, exhibitors should register in advance by contacting Beth Holbrooke, our Photography Chair, with their intention to exhibit and the number of photographs, if known. There is no entry fee, and exhibitors need not be members of the ADS. Please contact Beth Holbrooke@aol.com or at 314-640-4531 (see p.8)

Horticulture

-culture

During 2017 the horticulture section of the show had 15 participants with 233 exhibits that contained 524 blooms. This year we are hoping for additional member participation and more exhibits because we are the Regional Show for the Central Daffodil Region of the ADS. This designation allows for some additional classes in our daffodil show schedule.
~Lynn Slackman

Show

-schedule

To view and download the different show schedules for each portion of the show, please refer to the Daffodil Show page on our [website](http://stldaffodilclub.org/show.html) (http://stldaffodilclub.org/show.html) and click on the "Daffodil Elements", 2018 Show Schedule link found on the upper left-hand portion of the page. ~Lynn Slackman

2018 Calendar of Events

DATE	TIME/PLACE	ACTIVITY
March 31 - April 1, 2018	Saturday, 9:00 AM - 5:00 PM, Sunday, 9:00 AM - 5:00 PM Beaumont Room of Ridgeway Center at MBG	"Daffodil Elements" Celebrate Spring at the Greater St. Louis Daffodil Society's annual Daffodil Show. Setup starts at 3:00pm, and Staging at 4:00pm on Friday, March 30 and continues until 7:00am Saturday morning.
April 8, 2018	Sunday 10:00 AM - 5:00 PM Peter & Jan McAdams's Place. 1794 Seminary Rd Brighton, IL 62012	Spring Field Trip to Peter McAdams's ADS Daffodil Display Garden. Daffodil Walk, Apitherapy Demonstration and Hotdog Roast (see page 6)
Sunday, July 15, 2018	1:30 PM - 4:00 PM Classroom #125 at CBEC Missouri Botanical Garden's Commerce Bank Center for Science Education 4651 Shaw Blvd, St Louis, MO 63110.	Maxine Stone , author of <i>Missouri's Wild Mushrooms</i> A guide to hunting, identifying & cooking the state's most common mushrooms Refreshments provided by members.
Sunday, September 9, 2018	1:30 PM - 4:00 PM Classroom #125 at CBEC 4651 Shaw Blvd, St Louis, MO 63110.	Bagging and Tagging of Bulbs for upcoming Sales and Exchange. <i>Refreshments provided by members.</i>
September 14 - 16, 2018	Friday, 5:00 - 10:00PM, Saturday, 9:00AM - 7:00PM, Sunday, 10:00AM - 5:00PM Greentree Festival Kirkwood, MO	Join us at the Greentree Festival to sell daffodil bulbs and spread yellow daffodil fever to residents of the Greater St Louis area.
September 29 - 30, 2018	9:00 AM - 5:00 PM or until sold out, Beaumont Room of Ridgeway Center at MBG	Annual public bulb sale and our big fund raiser. Setup Saturday morning September 29 in the Beaumont Room 7:30 AM until done.
Sunday, October 21, 2018	NOON - 5:00 PM Classroom #125 at CBEC	Annual exchange of better donated and purchased bulbs from various sources. Participation guidelines on website Main Course and drink provided, Side dishes & Desserts requested.

Upcoming Events




Shaw Nature Reserve Dig

Yes! Stay tuned for an email regarding this year's SNR dig which will be sometime **after** the show and **after** Peter's Open House on April 8.


Directions to SNR

307 Pinetum Loop Rd,
Gray Summit, MO 63039

It's a beautiful property and a really nice outing!



Author Maxine Stone speaking July 15. Details in the next **Rave** newsletter.



McAdams Daffodil Open House, Apitherapy, & Hot Dog Roast

Peter and Jan will be hosting an Open House Day for everyone on Sunday, April 8 from 10:00 am—5:00 am. 618-789-1911. Peter's garden is an official ADS Display garden, the only privately owned one in the area. The timing is perfect, not only for daffodils, but woodland wildflowers, too. The energetic among us can walk the 5 miles of trails he has there and see the birds and the tree house. In addition to all that, there are bees, chickens, guineas, cats, a 50 ft. cable bridge, plus 100,000 daffodil blooms... but maybe not all blooming on the very day.

GSLDS has a lot to be proud of. The active membership in a thriving society can boast proximity to (and a good working relationship with) MoBOT, one of the premier botanical gardens in the country; multiple daffodil hybridizers; PHS, a retail bulb business; and also Peter McAdams's ADS Daffodil display garden. St Louis has it all!

Directions [Easiest to use Mapquest](#) 1794 Seminary Rd., Brighton, IL. Go up US67/111 to Brighton. At stop light, go right to stop sign, go across RR track, and head south. Go one block south of tracks and turn left onto BROWN RD. Go East on Brown Rd appx. 1 mile to stop sign at Seminary Rd. Turn Right onto Seminary and go South about 1¼ mile to 1794 Seminary Rd. on LEFT. Look for the gravel driveway with a large wooden Daffodil by drive. Drive in 500 feet and park along side the driveway without blocking it. If totally lost call for directions 618-789-1911.

Peter will have seating at the campground. Topside, some seating, so maybe bring folding chairs if you want. This is a freebie to all who come. If anyone wants to get stung, Jan will handle it (this is the [apitherapy](#) - Jan won't be sending killer bees after you!). Takes about an hour to get there—think about a carpool or caravan so you can drink the wine that Peter is serving. Rain date is April 15.



Above: The adorable Peter McAdams, talking about beekeeping during the Feb. 2018 GSLDS meeting.

Mary Susan Greenwalt's Blue Cheese & Fig Crostini

- Baguette, sliced thinly on the diagonal to make a larger slice.
 - Fig Spread
 - Blue Cheese Crumbles
 - Chopped walnuts
- 350 degrees for 8 minutes
Delicious!



Check out the Sign!



Intrepid Planters in Gerald. Standing L-R- Joyce Lowes, Christian Lowes (Boy Scout), Alice Martin, Trudy Oberbeck, **Bill Cole** Kneeling L-R- Michael Lowes (Boy Scout), Mark Sands & **Cindy Haeffner**

The 3 sponsors submitted an application which was accepted and MoDOT provided signage to let the public know the participants. GSLDS is the bottom sign above. This year marks the 4th year of planting.

Read more about their adventures on the [GSLDS Blog](http://blog.stldaffodilclub.org/): <http://blog.stldaffodilclub.org/>
And on [Facebook](#)

Saturday March 3, 2018 finally was a beautiful day for 9 volunteers to plant more daffodils along Hwy 50 to welcome visitors to the city of Gerald, MO. This has been an ongoing project in conjunction with MoDOT's beautification program for the highways in the state.

The planting is planned much earlier in the season, but this winter proved colder and longer than normal and the date had to be (continually) put off.

~Cindy Haeffner

Many ask, "How can you plant daffodils so late?" The answer lies within the bulb, and as long as it is viable and the ground temperature is not too warm, there will still be time to allow roots to develop, although leaves and stems will be very short the first year. With time, the bulb will acclimate and be just fine. Waiting later in the spring as the soil temperature rises puts the daffodil bulb at more risk of rotting due to basal rot and fungus.

It is very cool to belong to a Daffodil Society that is involved with other organizations such as Master Gardeners and the Boy Scouts to host public plantings! Kudos to Cindy Haeffner and Bill Cole for putting GSLDS on the map (or sign) and organizing and following through with this very public spirited effort!

You Have Photos

~by Beth Holbrooke

You take photos. You have photos. I know you do. We want them. We need a photo show that will have people talking about how beautiful daffodils look in a photo display. We have many choices for categories - two in each category from each of you. Still life, daffodils in landscapes, with animals, with people, a single variety of a few flowers, a cluster in the backyard - so many choices! This year's daffodils, last year's daffodils, daffodils in the snow, in a vase, with a dog or person. We want to see them entered in this year's daffodil show. They can be as small as 4 x 6 inches - the size you get from the drugstore or online. The limit on size is 11 x 14 inches but 5 x 7 or 8 x 10 will also look good in the photography section of our daffodil show.

You don't even need to buy the tape or display mounts. I have the mounts and tape that you can use to display your work. The photos will have no matting shown since the national show does not allow anything but the photo to be seen. I know you have photos. Please enter. There's a big blue national ribbon for the winner and lots of first prize ribbons - one for each category. No one person can make a photo display since only two from each category per person is allowed. I want to fill all three tables. There is plenty of time, not only to go through past images you've taken, but to take new ones of 2018 flowers., and it only takes a few minutes to print them at most drugstores.

Welcome New Members!

June Vogt

Eureka, MO
vogtj@aol.com

Ruth Pehle

Washington, MO

Zahaza Kierean (Youth)

St. Louis, MO dka-
ton@yahoo.com


From the Editor: Thanks to Lynn Slackman who answered all my questions so very quickly, also, contributors, Peter McAdams, Beth Holbrooke, Lynn Slackman and Cindy Haeffner.

Next Newsletter Deadline May 15.

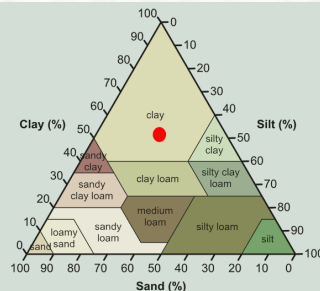
Contact Editor Suzy Wert
Limequilla@aol.com or
317-259-0060

For Soil Geeks—Something Fun to Try

Soil is always a matter of conversation in any gathering of gardeners, but do you really know the soil texture class of your garden? The USDA knows! Click the green button and put in your address under Quick Navigation.



The old clay-silt-sand test is never definitive because all three layers never seem to layer themselves. Try USDA.



This is the graphic you use with a ruler or string to determine the soil texture class from the jar. N.I.D.G. likes the area with the red dot (clay) for daffodils.

The simple yet powerful way to access and use soil data.



The green button above will take you to <https://websoilsurvey.sc.egov.usda.gov/App/WebSoilSurvey.aspx>

If you have trouble understanding where to type your address or how to find your soil type, there is an article [here](#) with screen shots.

Google the name of your soil to learn more.